प्रादेशिक मौसम विज्ञान केंद्र, नई दिल्ली
भारत मौसम विज्ञान विभाग
पृथ्वी विज्ञान मंत्रालय

Regional Meteorological Centre, New Delhi
India Meteorological Department
Ministry of Earth Sciences

Dated: 25 November 2026
Time of Issue: 1300 Hrs. IST

Daily Weather Report & Forecast Bulletin

- The Western Disturbance as a trough in middle tropospheric westerlies with its axis at 5.8 km above mean sea level now runs roughly along Long. 74°E to the north of Lat. 28°N.
- The upper air cyclonic circulation over Gujarat & adjoining Southwest Rajasthan at 3.1 km above mean sea level persists.

SIGNIFICANT WEATHER FEATURES

- Fall in night temperature by about 2°C during next 48 hours and no large change thereafter.
- No significant change in maximum temperature during next 7 days.

PAST WEATHER

- The lowest visibility of 1500 meters was recorded over Safdarjung at 0630 IST (Annexure-1).
- No significant change in maximum and minimum temperatures over Delhi during the past 24 hours.
- The minimum temperatures are in the range of 10-12°C and maximum temperatures were in the range of 24-27°C during past 24 hours over Delhi.
- The minimum temperatures are below normal (-1.6°C to -3.0°C) at a few places and normal (-1.5°C to 1.5°C) over remaining parts of Delhi during the past 24 hours.
- The maximum temperatures were below normal (-1.6°C to -3.0°C) at isolated places and normal (-1.5°C to 1.5°C) over remaining parts of Delhi during the past 24 hours.
- Westerly winds prevailed with speed reaching 15-20 Kmph over Delhi during the past 24 hour.

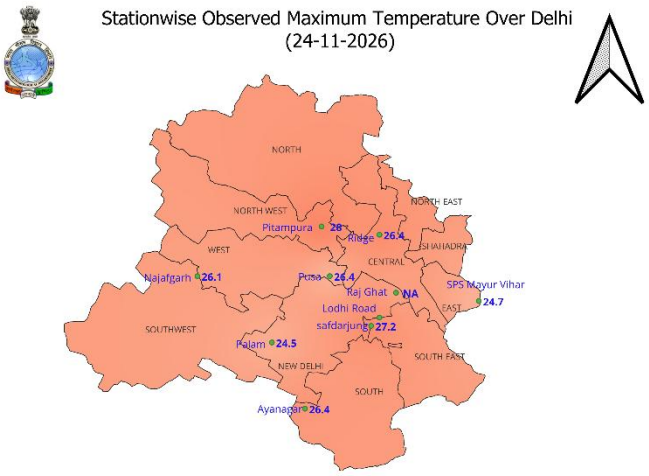

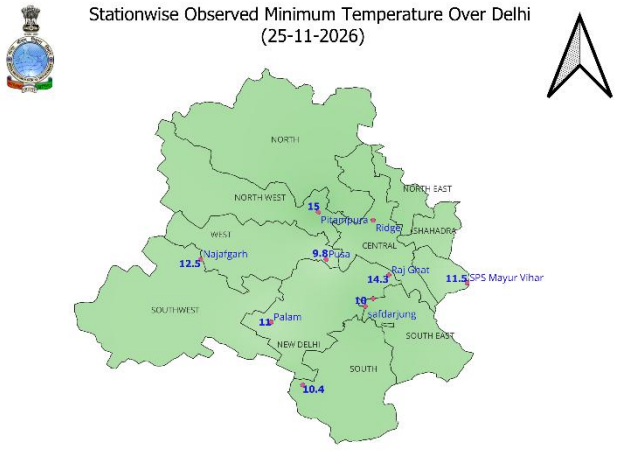

प्रादेशिक मौसम विज्ञान केंद्र, नई दिल्ली
भारत मौसम विज्ञान विभाग
पृथ्वी विज्ञान मंत्रालय

Regional Meteorological Centre, New Delhi
India Meteorological Department
Ministry of Earth Sciences

Weather Observations over Safdarjung ending at 08:30 Hrs. IST of today, 25 November 2026

Maximum Temperature (Previous day)	27.2°C	**Max.24 hrs. Change (0.7)**	**Maximum Departure (Previous day)**	0.5°C
Minimum Temperature	10.0°C	**Min. 24 hrs. Change (-1.2)**	**Minimum Departure**	-1.3
Rainfall Recorded During Past 24 hrs. ending at 0830 Hrs. IST (mm)	000.0		**Rainfall recorded between 0830-1730 IST (mm) (Previous day)**	000.0
Maximum Humidity Past 24 Hrs.	093%		**Minimum Humidity Past 24 Hrs.**	044%
Moonset on	26.11.2026 at 08:44 Hrs. IST		**Moonrise on**	25.11.2026 at 17:55 Hrs. IST
Sunset on	25.11.2026 at 17:25 Hrs. IST		**Sunrise on**	26.11.2026 at 06:52 Hrs. IST
Wind Direction/Speed (KMPH)	Variable/04			

Weather Observations over Delhi NCR Region at 08:30 Hrs. IST of 25 November 2026

STATIONS	MAXIMUM TEMPERATURE (in °C)			MINIMUM TEMPERATURE (in °C)			RAINFALL (in mm)	
	Actual (Previous day)	Departure	24-hour Change	Actual	Departure	24-hour Change	24-hour Cumulative Rainfall Till 0830 IST	Rainfall recorded between 0830-1730 IST (Previous day)
SAFDARJUNG	27.2	0.5	0.7	10.0	-1.3	-1.2	0.0	000.0
PALAM	24.5	-2.0	0.4	11.0	-0.9	0.0	0.0	000.0
LODI ROAD	26.6	0.6	0.4	10.1	0.1	-0.6	0.0	000.0
RIDGE	26.4	-0.3	0.3	11.7	-1.8	-0.3	0.0	000.0
AYANAGAR	26.4	-0.5	0.6	10.4	-2.6	0.2	0.0	000.0
RAJGHAT	NA		NA	14.3		0.0	0.0	NA
PUSA	26.4		0.4	9.8		-1.1	0.0	000.0
NAJAFGARH	26.1		0.5	12.5		0.1	0.0	000.0
MAYUR VIHAR	24.7		0.2	11.5		-0.5	0.0	000.0
GHAZIABAD	27.4		0.3	9.7		-1.4	0.0	000.0
NOIDA KVK_CHHOLAS	26.4		0.1	10.2		-0.8	0.0	000.0
FARIDABAD	28.5		0.4	11.2		-0.6	0.0	000.0
GURGAON (KVK)	27.8		1.8	10.8		-1.3	0.0	000.0

प्रादेशिक मौसम विज्ञान केंद्र, नई दिल्ली
भारत मौसम विज्ञान विभाग
पृथ्वी विज्ञान मंत्रालय

Regional Meteorological Centre, New Delhi
India Meteorological Department
Ministry of Earth Sciences

DELHI FORECAST FOR NEXT SEVEN DAYS

Time of Issue: 1300 Hrs. IST

DATE	TEMPERATURE (°C)		DIRECTION/ WIND SPEED (KMPH)			24-hours Accumulated Rainfall	WEATHER FORECAST
	MAX	MIN	0530-1130 (IST)	1130-1730 (IST)	1730-2330 (IST)		
25.11.2026	25-27	10.0	SW/05-10	NW/05-10	NE/05-10	NO RAIN.	MAINLY CLEAR SKY.
26.11.2026	24-26	08-10	NW/05-10	N/10-15	SE/05-10	NO RAIN.	MAINLY CLEAR SKY. MIST IN THE MORNING HOURS.
27.11.2026	24-26	08-10	SE/05-10	E/00-05	SE/10-15	NO RAIN.	MAINLY CLEAR SKY. MIST/SHALLOW FOG AT ISOLATED PLACES IN THE MORNING HOURS.
28.11.2026	24-26	09-11	SE/05-10	NE/05-10	NE/00-05	NO RAIN.	MAINLY CLEAR SKY. MIST/SHALLOW FOG AT A FEW PLACES WITH MODERATE FOG AT ISOLATED PLACES IN THE MORNING HOURS.
29.11.2026	23-25	09-11	NE/00-05	NE/00-05	NE/00-05	NO RAIN.	MAINLY CLEAR SKY. MIST/SHALLOW FOG AT A FEW PLACES WITH MODERATE FOG AT ISOLATED PLACES IN THE MORNING HOURS.
30.11.2026	23-25	09-11	NE/00-05	NE/00-05	NE/00-05	NO RAIN.	MAINLY CLEAR SKY. MIST/SHALLOW FOG AT A FEW PLACES WITH MODERATE FOG AT ISOLATED PLACES IN THE MORNING HOURS.
01.12.2026	23-25	08-10	NE/00-05	N/05-10	NE/00-05	NO RAIN.	MAINLY CLEAR SKY. MIST/SHALLOW FOG AT A FEW PLACES IN THE MORNING HOURS.

Date	25 NOVEMBER 2026	26 NOVEMBER 2026
Impact Expected	NIL	NIL
Activity Suggested	NIL	NIL

TEMPERATURE NORMALS OF SAFDARJUNG		
DATE	MAX	MIN
22 NOV – 26 NOV	26.7	11.3
27 NOV – 01 DEC	26.0	10.3
02 DEC – 06 DEC	25.3	09.5
07 DEC – 11 DEC	24.8	09.6
12 DEC – 16 DEC	23.0	08.6

For location specific weather forecast kindly refer the link:
https://city.imd.gov.in/citywx/localwx.php
For monthly climatology and extremes of Safdarjung and Palam kindly refer the link:
https://mausam.imd.gov.in/newdelhi/mcdata/safdarjung2.pdf
https://mausamimd.gov.in/newdelhi/mcdata/palam2.pdf

प्रादेशिक मौसम विज्ञान केंद्र, नई दिल्ली
भारत मौसम विज्ञान विभाग
पृथ्वी विज्ञान मंत्रालय

Regional Meteorological Centre, New Delhi
India Meteorological Department
Ministry of Earth Sciences

Observational data of Delhi									Date: 25-11-2026 Updated at 08:30 IST				
Station	DRY BULB At 0830	Maximum Temperature (°C) (Previous Day)			Minimum Temperature (°C)			Relative Humidity					
		Actual previous day	Normal	Dep.	Actual	Normal	Dep.	At 0830	Normal	Dep.	At 1730	Normal	Dep.
Safdarjung	12.0	27.2	26.7	0.5	10.0	11.3	-1.3	90	77	13	66	54	12
Palam	15.4	24.5	26.5	-2.0	11.0	11.9	-0.9	68	72	-4	57	46	11
Lodhi Road	12.8	26.6	26.0	0.6	10.1	10.0	0.1	88	77	11	67	54	13
Ridge	14.2	26.4	26.7	-0.3	11.7	13.5	-1.8	91	76	15	63	53	10
Ayanagar	14.4	26.4	26.9	-0.5	10.4	13.0	-2.6	76	71	5	62	50	12

Station	Rainfall (in mm)									Number of Rainy Days (>2.4 mm) till date in the month of the same year
	24 Hrs	Seasonal*	Normal*	Dep.*	Dep. (%)*	Month's*	Normal*	Dep.*	Dep. (%)*	
Safdarjung	000.0	127.5	18.7	108.8	582	0.0	3.6	-3.6	-100	0
Palam	000.0	88.7	16.1	72.6	451	Trace	3.4	-3.4	-100	0
Lodhi Road	000.0	134.6	18.7	115.9	620	Trace	3.6	-3.6	-100	0
Ridge	000.0	128.8	14.4	114.4	794	0.0	2.6	-2.6	-100	0
Ayanagar	000.0	107.5	15.8	91.7	580	1.4	2.0	-0.6	-30	0

DELHI (UT)	24-11-2026	Daily Rainfall	Monthly Rainfall	Cumulative Rainfall
	Departure(%)	-100	-96	474
	Actual(mm)	0.0	0.1	85.0
	Normal(mm)	0.1	2.1	14.8

*ALL THE VALUES ARE CALCULATED TILL DATE

Year-2025	Rainfall (in mm) of Safdarjung				Year-2026	Rainfall (in mm) of Safdarjung			
Month	Actual	Normal	Dep	Dep %	Month	Actual	Normal	Dep	Dep %
January	6.6	19.1	-12.5	-65	January	25.4	19.1	6.3	33
February	1.4	21.3	-19.9	-93	February	0.5	21.3	-20.8	-98
March	1.8	17.4	-15.6	-90	March	20.0	17.4	2.6	15
April	0.7	16.3	-15.6	-96	April	30.0	16.3	13.7	84
May	186.4	30.7	155.7	507	May	17.6	30.7	-13.1	-43
June	107.1	74.1	33.0	45	June	41.8	74.1	-32.3	-44
July	259.3	209.7	49.6	24	July	258.0	209.7	48.3	23
August	400.1	233.1	167.0	72	August	354.1	233.1	121.0	52
September	136.1	123.5	12.6	10	September	79.6	123.5	-43.9	-36
October	89.3	15.1	74.2	491	October	127.5	15.1	112.4	744
November	0.0	6.0	-6.0	-100	November				
December	0.0	8.1	-8.1	-100	December				

प्रादेशिक मौसम विज्ञान केंद्र, नई दिल्ली
भारत मौसम विज्ञान विभाग
पृथ्वी विज्ञान मंत्रालय

Regional Meteorological Centre, New Delhi
India Meteorological Department
Ministry of Earth Sciences

District wise warning over Delhi for the next Five days

Day 1 (25-11-2026)



Day 2 (26-11-2026)



Day 3 (27-11-2026)



Day 4 (28-11-2026)



Day 5 (29-11-2026)



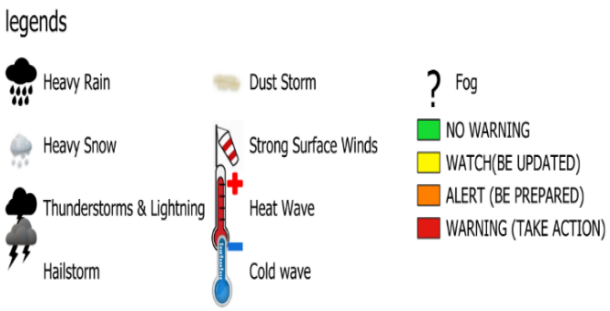

प्रादेशिक मौसम विज्ञान केंद्र, नई दिल्ली
भारत मौसम विज्ञान विभाग
पृथ्वी विज्ञान मंत्रालय

Regional Meteorological Centre, New Delhi
India Meteorological Department
Ministry of Earth Sciences

DISTRICT WISE FORECAST FOR DELHI-NCR FOR NEXT FIVE DAYS

DATE	25 November	26 November	27 November	28 November	29 November
North Delhi	MAINLY CLEAR SKY.	MAINLY CLEAR SKY. MIST IN THE MORNING HOURS.	MAINLY CLEAR SKY. MIST/SHALLOW IN THE MORNING HOURS.	MAINLY CLEAR SKY. MIST/SHALLOW FOG AT A FEW PLACES WITH MODERATE FOG AT ISOLATED PLACES IN THE MORNING HOURS.	MAINLY CLEAR SKY. MIST/SHALLOW FOG AT A FEW PLACES WITH MODERATE FOG AT ISOLATED PLACES IN THE MORNING HOURS.
					
	LIKELY	LIKELY	LIKELY	LIKELY	LIKELY
North East Delhi	MAINLY CLEAR SKY.	MAINLY CLEAR SKY. MIST IN THE MORNING HOURS.	MAINLY CLEAR SKY. MIST/SHALLOW IN THE MORNING HOURS.	MAINLY CLEAR SKY. MIST/SHALLOW FOG AT A FEW PLACES WITH MODERATE FOG AT ISOLATED PLACES IN THE MORNING HOURS.	MAINLY CLEAR SKY. MIST/SHALLOW FOG AT A FEW PLACES WITH MODERATE FOG AT ISOLATED PLACES IN THE MORNING HOURS.
					
	LIKELY	LIKELY	LIKELY	LIKELY	LIKELY
North-West Delhi	MAINLY CLEAR SKY.	MAINLY CLEAR SKY. MIST IN THE MORNING HOURS.	MAINLY CLEAR SKY. MIST/SHALLOW IN THE MORNING HOURS.	MAINLY CLEAR SKY. MIST/SHALLOW FOG AT A FEW PLACES WITH MODERATE FOG AT ISOLATED PLACES IN THE MORNING HOURS.	MAINLY CLEAR SKY. MIST/SHALLOW FOG AT A FEW PLACES WITH MODERATE FOG AT ISOLATED PLACES IN THE MORNING HOURS.
					
	LIKELY	LIKELY	LIKELY	LIKELY	LIKELY
West Delhi	MAINLY CLEAR SKY.	MAINLY CLEAR SKY. MIST IN THE MORNING HOURS.	MAINLY CLEAR SKY. MIST/SHALLOW IN THE MORNING HOURS.	MAINLY CLEAR SKY. MIST/SHALLOW FOG AT A FEW PLACES WITH MODERATE FOG AT ISOLATED PLACES IN THE MORNING HOURS.	MAINLY CLEAR SKY. MIST/SHALLOW FOG AT A FEW PLACES WITH MODERATE FOG AT ISOLATED PLACES IN THE MORNING HOURS.
					
	LIKELY	LIKELY	LIKELY	LIKELY	LIKELY
South Delhi	MAINLY CLEAR SKY.	MAINLY CLEAR SKY. MIST IN THE MORNING HOURS.	MAINLY CLEAR SKY. MIST/SHALLOW IN THE MORNING HOURS.	MAINLY CLEAR SKY. MIST/SHALLOW FOG AT A FEW PLACES WITH MODERATE FOG AT ISOLATED PLACES IN THE MORNING HOURS.	MAINLY CLEAR SKY. MIST/SHALLOW FOG AT A FEW PLACES WITH MODERATE FOG AT ISOLATED PLACES IN THE MORNING HOURS.
					
	LIKELY	LIKELY	LIKELY	LIKELY	LIKELY
South-West Delhi	MAINLY CLEAR SKY.	MAINLY CLEAR SKY. MIST IN THE MORNING HOURS.	MAINLY CLEAR SKY. MIST/SHALLOW IN THE MORNING HOURS.	MAINLY CLEAR SKY. MIST/SHALLOW FOG AT A FEW PLACES WITH MODERATE FOG AT ISOLATED PLACES IN THE MORNING HOURS.	MAINLY CLEAR SKY. MIST/SHALLOW FOG AT A FEW PLACES WITH MODERATE FOG AT ISOLATED PLACES IN THE MORNING HOURS.
					
	LIKELY	LIKELY	LIKELY	LIKELY	LIKELY
South-East Delhi	MAINLY CLEAR SKY.	MAINLY CLEAR SKY. MIST IN THE MORNING HOURS.	MAINLY CLEAR SKY. MIST/SHALLOW IN THE MORNING HOURS.	MAINLY CLEAR SKY. MIST/SHALLOW FOG AT A FEW PLACES WITH MODERATE FOG AT ISOLATED PLACES IN THE MORNING HOURS.	MAINLY CLEAR SKY. MIST/SHALLOW FOG AT A FEW PLACES WITH MODERATE FOG AT ISOLATED PLACES IN THE MORNING HOURS.

					
	LIKELY	LIKELY	LIKELY	LIKELY	LIKELY
New Delhi	MAINLY CLEAR SKY.	MAINLY CLEAR SKY. MIST IN THE MORNING HOURS.	MAINLY CLEAR SKY. MIST/SHALLOW IN THE MORNING HOURS.	MAINLY CLEAR SKY. MIST/SHALLOW FOG AT A FEW PLACES WITH MODERATE FOG AT ISOLATED PLACES IN THE MORNING HOURS.	MAINLY CLEAR SKY. MIST/SHALLOW FOG AT A FEW PLACES WITH MODERATE FOG AT ISOLATED PLACES IN THE MORNING HOURS.
					
	LIKELY	LIKELY	LIKELY	LIKELY	LIKELY
Central Delhi	MAINLY CLEAR SKY.	MAINLY CLEAR SKY. MIST IN THE MORNING HOURS.	MAINLY CLEAR SKY. MIST/SHALLOW IN THE MORNING HOURS.	MAINLY CLEAR SKY. MIST/SHALLOW FOG AT A FEW PLACES WITH MODERATE FOG AT ISOLATED PLACES IN THE MORNING HOURS.	MAINLY CLEAR SKY. MIST/SHALLOW FOG AT A FEW PLACES WITH MODERATE FOG AT ISOLATED PLACES IN THE MORNING HOURS.
					
	LIKELY	LIKELY	LIKELY	LIKELY	LIKELY
East Delhi	MAINLY CLEAR SKY.	MAINLY CLEAR SKY. MIST IN THE MORNING HOURS.	MAINLY CLEAR SKY. MIST/SHALLOW IN THE MORNING HOURS.	MAINLY CLEAR SKY. MIST/SHALLOW FOG AT A FEW PLACES WITH MODERATE FOG AT ISOLATED PLACES IN THE MORNING HOURS.	MAINLY CLEAR SKY. MIST/SHALLOW FOG AT A FEW PLACES WITH MODERATE FOG AT ISOLATED PLACES IN THE MORNING HOURS.
					
	LIKELY	LIKELY	LIKELY	LIKELY	LIKELY
Shahdara	MAINLY CLEAR SKY.	MAINLY CLEAR SKY. MIST IN THE MORNING HOURS.	MAINLY CLEAR SKY. MIST/SHALLOW IN THE MORNING HOURS.	MAINLY CLEAR SKY. MIST/SHALLOW FOG AT A FEW PLACES WITH MODERATE FOG AT ISOLATED PLACES IN THE MORNING HOURS.	MAINLY CLEAR SKY. MIST/SHALLOW FOG AT A FEW PLACES WITH MODERATE FOG AT ISOLATED PLACES IN THE MORNING HOURS.
					
	LIKELY	LIKELY	LIKELY	LIKELY	LIKELY
Faridabad	MAINLY CLEAR SKY.	MAINLY CLEAR SKY. MIST IN THE MORNING HOURS.	MAINLY CLEAR SKY. MIST/SHALLOW IN THE MORNING HOURS.	MAINLY CLEAR SKY. MIST/SHALLOW FOG AT A FEW PLACES WITH MODERATE FOG AT ISOLATED PLACES IN THE MORNING HOURS.	MAINLY CLEAR SKY. MIST/SHALLOW FOG AT A FEW PLACES WITH MODERATE FOG AT ISOLATED PLACES IN THE MORNING HOURS.
					
	LIKELY	LIKELY	LIKELY	LIKELY	LIKELY
Gurgaon	MAINLY CLEAR SKY.	MAINLY CLEAR SKY. MIST IN THE MORNING HOURS.	MAINLY CLEAR SKY. MIST/SHALLOW IN THE MORNING HOURS.	MAINLY CLEAR SKY. MIST/SHALLOW FOG AT A FEW PLACES WITH MODERATE FOG AT ISOLATED PLACES IN THE MORNING HOURS.	MAINLY CLEAR SKY. MIST/SHALLOW FOG AT A FEW PLACES WITH MODERATE FOG AT ISOLATED PLACES IN THE MORNING HOURS.
					
	LIKELY	LIKELY	LIKELY	LIKELY	LIKELY
Noida	MAINLY CLEAR SKY.	MAINLY CLEAR SKY. MIST IN THE MORNING HOURS.	MAINLY CLEAR SKY. MIST/SHALLOW IN THE MORNING HOURS.	MAINLY CLEAR SKY. MIST/SHALLOW FOG AT A FEW PLACES WITH MODERATE FOG AT	MAINLY CLEAR SKY. MIST/SHALLOW FOG AT A FEW PLACES WITH MODERATE FOG AT ISOLATED PLACES IN THE MORNING HOURS.

				ISOLATED PLACES IN THE MORNING HOURS.	
					
	LIKELY	LIKELY	LIKELY	LIKELY	LIKELY
Ghaziabad	MAINLY CLEAR SKY.	MAINLY CLEAR SKY. MIST IN THE MORNING HOURS.	MAINLY CLEAR SKY. MIST/SHALLOW IN THE MORNING HOURS.	MAINLY CLEAR SKY. MIST/SHALLOW FOG AT A FEW PLACES WITH MODERATE FOG AT ISOLATED PLACES IN THE MORNING HOURS.	MAINLY CLEAR SKY. MIST/SHALLOW FOG AT A FEW PLACES WITH MODERATE FOG AT ISOLATED PLACES IN THE MORNING HOURS.
					
	LIKELY	LIKELY	LIKELY	LIKELY	LIKELY

Annexure-1

3-Hourly Visibility for Delhi

24-25 November 2026 | Visibility in meters

Station	Observation time						Lowest visibility (≤ 1000m)	
	17:30 IST	20:30 IST	23:30 IST	02:30 IST	05:30 IST	08:30 IST	Minimum meters	Time IST
Safdarjung	3500	3000	3000	3000	1800	3000	-	-
Palam	3000	3500	3000	2500	2500	2200	-	-

RAINFALL amount from 0830 IST of 24-11-2026 to 0830 IST of 25-11-2026	
DISTRICT: CENTRAL DELHI	
DELHI RIDGE	0.0
DELHI UNIVERSITY AWS	
DELHI UNIVERSITY OBS	0.0
DISTRICT: EAST DELHI	
SPS MAYUR VIHAR	0.0
SPS MAYUR VIHAR AWS	
DISTRICT: NEW DELHI	
KV NARAYANA	0.0
PALAM	0.0
PRAGATI MAIDAN	0.0
PRESIDENT HOUSE	
DISTRICT: NORTH DELHI	
NARELA Aws	
DISTRICT: NORTH EAST DELHI	
David model School	0.0
SPORTS COMPLEX AWS	
GREEN FIELD PS	
DISTRICT: NORTH WEST DELHI	
MUNGESHPUR AWS	
PITAMPURA AWS	0.0
DISTRICT: SOUTH DELHI	
AYA NAGAR	0.0
AYANAGAR AWS	
IGNOU UNIVERSITY	0.0
MOTHER INTL SCHOOL	0.0
PHARMA SCI AND UNIV	0.0
DISTRICT: SOUTH EAST DELHI	
LODI ROAD	0.0
LODI ROAD AWS	0.0
SAFDARJUNG	0.0
DISTRICT: SOUTH WEST DELHI	
DHANSA	0.0
JAFARPUR AWS	0.0
KVK CRPF CAMPUS	0.0
NAJAFGARH AWS	
UJJVA KVK	
DISTRICT: WEST DELHI	
KVK JANAKPURI	0.0
PUSA AWS	0.0

LEGEND:

Terminology	Rainfall Range (mm)
Light Rainfall	up to 15.5
Moderate Rainfall	15.6 to 64.4
Heavy Rainfall	64.5 to 115.5
Very heavy Rainfall	115.6 to 204.4

Light Spell:	<5 mm/hr
Moderate Spell:	5- 15 mm/hr
Heavy Spell:	>15 mm/hr

Early hours	0000 – 0400 hrs. IST
Morning	0400 – 0800 hrs. IST
Forenoon	0800 – 1200 hrs. IST
Noon	1100 – 1300 hrs IST
Afternoon	1200 – 1600 hrs. IST
Evening	1600 – 2000 hrs. IST
Night	2000 – 2400 hrs. IST
Midnight	2300 – 0100 hrs IST

HEAT WAVE

WHEN MAX TEMP OF A STATION IS 40°C OR MORE	
BASED ON DEPARTURE	BASED ON ACTUAL MAX TEMP
HEAT WAVE: WHEN DEPARTURE FROM NORMAL IS 4.5°C TO 6.4°C	HEAT WAVE: WHEN MAX TEMP IS >= 45°C
SEVERE HEAT WAVE: WHEN DEPARTURE FROM NORMAL IS MORE THAN 6.4°C	SEVERE HEAT WAVE: WHEN MAX TEMP IS >= 47°C

COLD WAVE

WHEN MIN TEMP OF A STATION IS 10°C OR LESS	
BASED ON DEPARTURE	BASED ON ACTUAL MINIMUM TEMPERATURE (FOR PLAIN STATIONS ONLY)
COLD WAVE: WHEN DEPARTURE FROM NORMAL IS -4.5°C TO -6.4°C	COLD WAVE: WHEN MINIMUM TEMPERATURE IS ≤ 04°C
SEVERE COLD WAVE: WHEN DEPARTURE FROM NORMAL IS LESS THAN -6.4°C	SEVERE COLD WAVE: WHEN MINIMUM TEMPERATURE IS ≤ 02°C

Hot and Humid: When maximum temperatures remains 3°C above normal along with the above normal relative humidity.

MIST	Visibility at least 1000m but not more than 5000m and Relative Humidity (RH) greater than 75%.
HAZE	Visibility 5000m or less and Relative Humidity (RH) less than 75%.

FOG CLASSIFICATION	VISIBILITY
SHALLOW FOG	999 – 500 m
MODERATE FOG	499 – 200 m
DENSE FOG	199 – 50 m
VERY DENSE FOG	Less than 50 m

COLOUR CODES
No Warning
Be Aware
Be Prepared to Take Action
Most Vigil / Take Action